

# KONE turnstile 100

A NEW BENCHMARK IN TURNSTILE APPEARANCE, FLEXIBILITY, AND USABILITY

This premium half-height sensor barrier features durable, high-quality steel and glass, access and destination control integration, stylish lighting options and a range of visual guidance alternatives.



KONE turnstile 100 is ideal for modern buildings that require a convenient, secure access control solution with a premium look and feel.

## Premium and consistent look and feel

KONE turnstile 100 has an uncluttered visual design that matches KONE elevator signalization and access control readers. Its clean lines blend seamlessly with any modern architectural surroundings.

## Clear guidance

The shape provides visual cues for the correct walking route, while illuminating arrows and traffic-light guidance, give clear directions.

## Flexible operation and design

Both gate direction and traffic-light are adjustable. It is possible to integrate any brand of card reader into the KONE turnstile 100.

## Optimized security and people flow




KONE turnstile 100 can be fully integrated with building access control and elevator calling and destination systems for optimized security and people flow.

## KEY BENEFITS

- **Premium, consistent look and feel** – Clean design matches KONE elevator signalization and access control readers
- **Clear guidance** – Shape provides visual cues for correct walking route, while arrows and traffic-light give clear direction. Available with an integrated Destination Guidance Display. The display shows the allocated lift to the user, improving the people flow for efficiency and user convenience.
- **Flexible operation and design** – Adjustable gate direction and traffic-light, access card reader integration, and choice of finishes
- **Stylish lighting solution** – Energy-efficient LED strips provide sufficient walkway lighting and enhance the premium look and feel
- **Durable and hygienic** – Glass and steel panels are resistant to wear and tear, vandal-proof, and easy to clean
- **Optimized security and people flow** – Optional integration with access control and elevator calling and destination systems

# KONE turnstile 100

## Functional characteristics

Throughput rate	Up to 30 people/min
Security level	 (0, 1, 2)
Comfort	
Personal safety	
Staff supervision	Yes



## Technical specifications\*

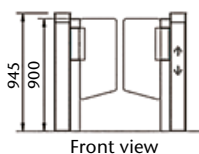
Construction	Sensor barrier height	945
	Sensor barrier length	2100
	Passage width, single lane	Standard 650, wide lane 900 (additional access requirement)
	Total width, single lane	1060
Material	Housing, base columns, guiding elements	Top and front panels, tempered safety glass with ceramic printing (Black, RAL 9005) Corner panel frames, stainless steel
	Operation	Motorised operation Single-passage monitoring in both directions
Drives	Integrated	
Security level	2 (0,1 and 2)	Automatic crawl-under prevention and child and baggage detection; distance between floor surface and sensor is 220 mm
Signalization	Traffic lights in front panels	
	Upwards arrow in white LEDs indicates walking direction	
	Downwards arrow in red LEDs indicates no entry	
Modes	Basic open position, daytime operation*	Barrier leaf elements close automatically if unauthorized access is detected
	Basic closed position, nighttime operation*	Barrier leaf elements open and close automatically for authorized persons
Electrical components	Integrated control units and power supply	
	Power (main) supply 110–230 V, 50/60 Hz	
	Barriers can be moved freely during power failure	
Installation	Dowelled on finished floor level (FFL)	Indoor
Protection class	Housing	IP32
	Motor, sensor, locking device and lights	IP42

\* Please consult your friendly KONE salesman for optional modes

Note: Description of single unit  
All dimensions in mm

## Single turnstile

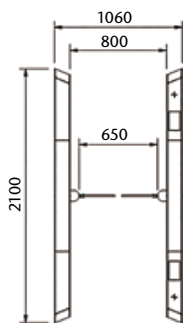
## Multiple turnstile



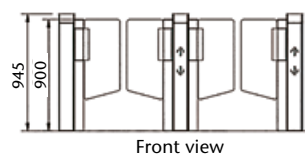
Front view



Side view



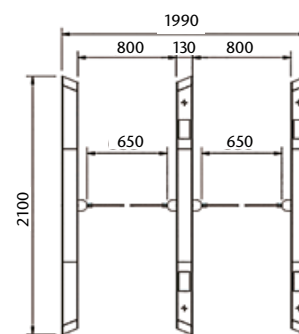
Top view



Front view



Side view



Top view

Please add 80 mm + 12,95 mm for any additional lanes

**KONE Corporation**  
**www.kone.com**

This publication is for general informational purposes only and we reserve the right at any time to alter the product design and specifications. No statement this publication contains shall be construed as a warranty or condition, express or implied, as to any product, its fitness for any particular purpose, merchantability, quality or representation of the terms of any purchase agreement. Minor differences between printed and actual colors may exist. KONE MonoSpace®, KONE EcoDisc®, KONE Care®, KONE Polaris® and People Flow® are registered trademarks of KONE Corporation. Copyright © 2015 KONE Corporation.